

How to Conquer Fractions, Decimals & Percentages Vol 3 *Conversions*

Intelligent Australia Productions

First published in 2006 by Intelligent Australia Productions

© Ron Shaw 2006

ISBN 0-9775688-0-6

IAP 010

Intelligent Australia Productions
PO Box 670
Hillarys, WA 6923
Australia

Tel: (08) 9307 8365

Fax: (08) 9402 2339

Email: iap_books@yahoo.com

Copying Instructions

The contents of this publication may only be reproduced by the original purchaser for use within their own educational institution. The publisher prohibits the loaning or on-selling of this publication for the purposes of reproduction.

Under the Australian Copyright Act 1968 a remuneration notice must be given to Copyright Agency Limited (CAL).

For details of the CAL licence for educational institutions, contact CAL, 19/157 Liverpool St, Sydney NSW 2000, tel: (02) 9394 7600, fax: (02) 9394 7601, email: info@copyright.com.au.

This book is dedicated to:

Georgette

Intelligent Australia Productions is committed to raising standards in Literacy and Numeracy in Australian schools.



IAP
PO Box 670
Hillarys, WA
Australia 6923

- Email

iap_books@yahoo.com

- Telephone

(08) 9307 8365 Int'l (618) 9307 8365

- Fax

(08) 9402 2339 Int'l (618) 9402 2339

Intelligent Australia Productions is committed to raising standards
in Literacy and Numeracy in Australian schools.

Contents

Teachers Notes		4
- Fractions to Decimals-	Example	
Simple Fractions to Decimals	Change $\frac{7}{10}$ to a decimal.	5
Mixed Numerals to Decimals	Change $4\frac{1}{4}$ to a decimal.	6
Improper Fractions to Decimals	Convert $\frac{19}{4}$ to a decimal.	7
- Fractions to Percentages -	Example	
Simple Fractions to Percentages	Convert $\frac{4}{5}$ to a percentage.	8
Mixed Numerals to Percentages	Convert $1\frac{3}{5}$ to a percentage.	9
Improper Fractions to Percentages	Convert $\frac{14}{5}$ to a percentage.	10
- Decimals to Fractions -	Example	
Decimals to Simple Fractions	Change 0.36 to a fraction.	11
Decimals to Mixed Numerals	Change 5.96 to a mixed numeral.	12
Decimals to Improper Fractions	Change 1.73 to an improper fraction	13
- Decimals to Percentages -	Example	
Decimals to Percentages	Convert 0.01 to a percentage.	14
- Percentages to Fractions -	Example	
Percentages to Simple Fractions	Convert 55% to a fraction.	15
Percentages to Improper Fractions	Convert 124% to an improper fr'n.	16
Percentages to Mixed Numerals	Convert 170% to a mixed numeral.	17
- Percentages to Decimals -	Example	
Percentages to Decimals	Convert 2% to a decimal.	18
- All in Together -	Example	
Conversion Table (Easy)	$\frac{1}{2} = 0.5 = 50\%$	19
Conversion Table (Harder)	$\frac{7}{25} = 0.28 = 28\%$	20
Graphic Conversions (Easy)	<i>see page 21</i>	21
Graphic Conversions (Mid Level)	<i>see page 22</i>	22
Graphic Conversions (Harder)	<i>see page 23</i>	23
- Solutions -		24

Teachers Notes

About the Series

The 'How to Conquer Fractions, Decimals & Percentages' series was written in response to a pressing need. Most teachers of upper primary school classes would agree that this area of the Maths syllabus, along with Problem Solving, presents the most difficulties for students.

The series consists of four books:

- How to Conquer Fractions, Decimals & Percentages **Vol 1 *Fundamentals***
- How to Conquer Fractions, Decimals & Percentages **Vol 2 *Method***
- How to Conquer Fractions, Decimals & Percentages **Vol 3 *Conversions***
- How to Conquer Fractions, Decimals & Percentages **Vol 4 *Problem Solving***

The books are sequential, beginning with the most basic concepts in Volume 1, progressing through the steps required to work with and manipulate fractions, decimals and percentages, and concluding with examples based on everyday life where students can apply the skills gained from the earlier volumes.

How to Conquer Fractions, Decimals & Percentages Vol 3 *Conversions*

Converting fractions to decimals, decimals to percentages, percentages to fractions, etc, is something that we all need to do from time to time.

Building upon the skills taught in Vol 2 *Method*, this book teaches students how to carry out each type of conversion, in a simple, easy-to-understand way. There are practice examples at the top of each page with all the required working set out and clearly explained.

After working through these with the teacher students then have a whole page of similar examples to complete, where they can practise and consolidate their newly-acquired skill.

Some of what your students will learn:

- *Any fraction may be seen as a division problem*
- *Converting percentages to decimals and vice versa is a simple matter of moving the decimal point two places left or right*
- *While many know that that $\frac{1}{2}$ is 0.5 and $\frac{1}{4}$ is 0.25 there's no need to remember more complex equivalences such as $\frac{5}{8} = 0.625$ and $\frac{3}{20} = 0.15$. There's a foolproof way to work out the conversions*
- *There are some fractions, such as $\frac{1}{3}$ and $\frac{5}{9}$, that can't be written as exact decimals*

About the Author

Ron Shaw is a highly experienced classroom teacher.

He is the author of some 30+ educational books, many of which are used in schools in several English-speaking nations. Ron has teaching qualifications from Edith Cowan University (Perth) and is a graduate of the Australian National University (Canberra).

He is a member of the Australian College of Education, the Australian Teaching Council, the Australian Association of Mathematics Teachers and the Mathematical Association of Western Australia.

Simple Fractions to Decimals



Method

1. Treat the fraction as a division problem, e.g. $\frac{1}{2} = 1 \div 2$

2. Perform the division by dividing the denominator into the numerator.

Write the numerator as a decimal number by inserting one or more zeros (keep adding zeros as you need them).

Example 1

Change $\frac{1}{2}$ to a decimal.

$$\begin{array}{r} 0.5 \\ 2 \overline{) 1.10} \end{array}$$

Example 2

Change $\frac{1}{4}$ to a decimal.

$$\begin{array}{r} 0.25 \\ 4 \overline{) 1.1020} \end{array}$$

Example 3

Change $\frac{3}{8}$ to a decimal.

$$\begin{array}{r} 0.375 \\ 8 \overline{) 3.30640} \end{array}$$

Try These: (Do all your working underneath the questions).

1 Change $\frac{3}{4}$ to a decimal.

2 Change $\frac{4}{5}$ to a decimal.

3 Change $\frac{5}{8}$ to a decimal.

4 Change $\frac{7}{10}$ to a decimal.

5 Change $\frac{9}{20}$ to a decimal.

6 Change $\frac{3}{5}$ to a decimal.

7 Change $\frac{7}{8}$ to a decimal.

8 Change $\frac{8}{100}$ to a decimal.

9 Change $\frac{11}{20}$ to a decimal.

10 Change $\frac{1}{5}$ to a decimal.

11 Change $\frac{1}{8}$ to a decimal.

12 Change $\frac{9}{10}$ to a decimal.

13 Change $\frac{7}{20}$ to a decimal.

14 Change $\frac{11}{40}$ to a decimal.

15 Change $\frac{2}{5}$ to a decimal.

16 Change $\frac{13}{20}$ to a decimal.

17 Change $\frac{3}{100}$ to a decimal.

18 Change $\frac{5}{80}$ to a decimal.

19 Change $\frac{17}{20}$ to a decimal.

20 Change $\frac{37}{100}$ to a decimal.

21 Change $\frac{7}{80}$ to a decimal.

22 Change $\frac{17}{1000}$ to a decimal.

23 Change $\frac{19}{20}$ to a decimal.

24 Change $\frac{49}{100}$ to a decimal.

25 Change $\frac{1}{1000}$ to a decimal.

No. Correct	% Score	Signature or Comment

Mixed Numerals to Decimals



Method

1. Disregard the whole number part of the mixed numeral e.g. $7\frac{1}{2} = \frac{1}{2} (+7)$

2. Treat the fraction part as a division problem, e.g. $\frac{1}{2} = 1 \div 2$

3. Perform the division by dividing the denominator into the numerator.

Write the numerator as a decimal number by inserting one or more zeros (keep adding zeros as you need them).

4. Replace the zero that precedes the decimal point in your answer with the whole number part of the mixed numeral.

Example 1

Change $7\frac{1}{2}$ to a decimal.

$$7\frac{1}{2} = \frac{1}{2} (+7)$$

$$\begin{array}{r} 0.5 \\ 2 \overline{) 1.10} \end{array}$$

$$0.5 + 7 = \underline{7.5}$$

Example 2

Change $3\frac{3}{4}$ to a decimal.

$$3\frac{3}{4} = \frac{3}{4} (+3)$$

$$\begin{array}{r} 0.75 \\ 4 \overline{) 3.00} \end{array}$$

$$0.75 + 3 = \underline{3.75}$$

Example 3

Change $5\frac{7}{8}$ to a decimal.

$$5\frac{7}{8} = \frac{7}{8} (+5)$$

$$\begin{array}{r} 0.875 \\ 8 \overline{) 7.000} \end{array}$$

$$0.875 + 5 = \underline{5.875}$$

Try These: (write your answers underneath the questions).

1 Convert $2\frac{1}{2}$ to a decimal.

2 Change $4\frac{1}{4}$ to a decimal.

3 Convert $4\frac{5}{8}$ to a decimal.

4 Change $5\frac{7}{10}$ to a decimal.

5 Change $8\frac{1}{8}$ to a decimal.

6 Change $6\frac{4}{5}$ to a decimal.

7 Change $1\frac{1}{5}$ to a decimal.

8 Convert $11\frac{11}{20}$ to a decimal.

9 Change $9\frac{7}{40}$ to a decimal.

10 Convert $3\frac{13}{100}$ to a decimal.

11 Change $12\frac{7}{20}$ to a decimal.

12 Convert $9\frac{1}{20}$ to a decimal.

13 Change $10\frac{4}{5}$ to a decimal.

14 Convert $2\frac{5}{8}$ to a decimal.

15 Change $8\frac{3}{5}$ to a decimal.

16 Convert $5\frac{9}{100}$ to a decimal.

17 Change $7\frac{3}{8}$ to a decimal.

18 Change $14\frac{17}{20}$ to a decimal.

19 Change $6\frac{2}{5}$ to a decimal.

20 Change $5\frac{7}{8}$ to a decimal.

21 Convert $1\frac{3}{20}$ to a decimal.

22 Convert $12\frac{19}{20}$ to a decimal.

23 Change $2\frac{19}{100}$ to a decimal.

24 Convert $6\frac{1}{80}$ to a decimal.

25 Convert $8\frac{7}{20}$ to a decimal.

No. Correct	% Score	Signature or Comment

Improper Fractions to Decimals



Method

1. Convert the improper fraction to a mixed numeral e.g. $\frac{35}{8} = 4\frac{3}{8}$
2. Disregard the whole number part of the mixed numeral e.g. $4\frac{3}{8} = \frac{3}{8} (+4)$
3. Treat the fraction part as a division problem, e.g. $\frac{3}{8} = 3 \div 8$
4. Perform the division by dividing the denominator into the numerator.
Write the numerator as a decimal number by inserting one or more zeros (keep adding zeros as you need them).
5. Replace the zero that precedes the decimal point in your answer with the whole number part of the mixed numeral.

Example 1

Change $\frac{35}{8}$ to a decimal.

$$\frac{35}{8} = 4\frac{3}{8}$$

$$\begin{array}{r} 0.375 \\ 8 \overline{) 3.300} \\ \underline{3.300} \\ 0 \end{array}$$

$$0.375 + 4 = \underline{4.375}$$

Example 2

Change $\frac{103}{20}$ to a decimal.

$$\frac{103}{20} = 5\frac{3}{20}$$

$$\begin{array}{r} 0.15 \\ 20 \overline{) 3.00} \\ \underline{3.00} \\ 0 \end{array}$$

$$0.15 + 5 = \underline{5.15}$$

Example 3

Change $\frac{207}{100}$ to a decimal.

$$\frac{207}{100} = 2\frac{7}{100}$$

$$\begin{array}{r} 0.07 \\ 100 \overline{) 207.00} \\ \underline{200.00} \\ 7.00 \\ \underline{7.00} \\ 0 \end{array}$$

$$0.07 + 2 = \underline{2.07}$$

Try These: (write your answers underneath the questions).

1 Convert $\frac{19}{4}$ to a decimal.

2 Change $\frac{65}{8}$ to a decimal.

3 Convert $\frac{127}{20}$ to a decimal.

4 Change $\frac{413}{100}$ to a decimal.

5 Change $\frac{39}{5}$ to a decimal.

6 Change $\frac{2121}{1000}$ to a decimal.

7 Change $\frac{37}{4}$ to a decimal.

8 Convert $\frac{31}{8}$ to a decimal.

9 Change $\frac{91}{20}$ to a decimal.

10 Convert $\frac{87}{40}$ to a decimal.

11 Change $\frac{111}{100}$ to a decimal.

12 Convert $\frac{58}{5}$ to a decimal.

13 Change $\frac{4007}{1000}$ to a decimal.

14 Convert $\frac{49}{4}$ to a decimal.

15 Change $\frac{49}{8}$ to a decimal.

16 Convert $\frac{217}{20}$ to a decimal.

17 Change $\frac{181}{40}$ to a decimal.

18 Change $\frac{791}{100}$ to a decimal.

19 Change $\frac{48}{5}$ to a decimal.

20 Change $\frac{8126}{1000}$ to a decimal.

21 Convert $\frac{35}{4}$ to a decimal.

22 Convert $\frac{93}{8}$ to a decimal.

23 Change $\frac{113}{20}$ to a decimal.

24 Convert $\frac{143}{40}$ to a decimal.

25 Convert $\frac{603}{100}$ to a decimal.

No. Correct	% Score	Signature or Comment

Simple Fractions to Percentages



Method

1. Multiply the fraction by $^{100}/_1$.
2. Simplify.
3. Affix a % sign.

Example 1

Convert $\frac{1}{2}$ to a percentage.

$$\begin{aligned}
 &= \frac{1}{2} \times \frac{100}{1} \\
 &= \frac{100}{2} \\
 &= \frac{50}{1} \\
 &= \underline{50\%}
 \end{aligned}$$

Example 2

Convert $\frac{2}{5}$ to a percentage.

$$\begin{aligned}
 &= \frac{2}{5} \times \frac{100}{1} \\
 &= \frac{200}{5} \\
 &= \frac{40}{1} \\
 &= \underline{40\%}
 \end{aligned}$$

Example 3

Convert $\frac{3}{4}$ to a percentage.

$$\begin{aligned}
 &= \frac{3}{4} \times \frac{100}{1} \\
 &= \frac{300}{4} \\
 &= \frac{75}{1} \\
 &= \underline{75\%}
 \end{aligned}$$

Try These: (write your answers underneath the questions).

1 Convert $\frac{3}{5}$ to a percentage. **2** Convert $\frac{5}{8}$ to a percentage. **3** Convert $\frac{3}{20}$ to a percentage.

4 Convert $\frac{3}{8}$ to a percentage. **5** Convert $\frac{4}{5}$ to a percentage. **6** Convert $\frac{7}{20}$ to a percentage.

7 Convert $\frac{1}{8}$ to a percentage. **8** Convert $\frac{7}{8}$ to a percentage. **9** Convert $\frac{11}{20}$ to a percentage.

10 Change $\frac{17}{100}$ to a percent'. **11** Change $\frac{17}{20}$ to a percent'. **12** Change $\frac{19}{40}$ to a percent'.

13 Change $\frac{17}{1000}$ to a percent'. **14** Convert $\frac{49}{100}$ to a percent'. **15** Change $\frac{13}{1000}$ to a percent'.

16 Convert $\frac{17}{50}$ to a percent'. **17** Change $\frac{9}{20}$ to a percent'. **18** Change $\frac{1}{20}$ to a percent'.

19 Change $\frac{39}{40}$ to a percent'. **20** Change $\frac{37}{50}$ to a percent'. **21** Convert $\frac{3}{1000}$ to a percent'.

22 Convert $\frac{7}{80}$ to a percent'. **23** Change $\frac{19}{20}$ to a percent'. **24** Convert $\frac{23}{40}$ to a percent'.

25 Convert $\frac{3}{80}$ to a percentage.

No. Correct	% Score	Signature or Comment

Mixed Numerals to Percentages



Method

1. Disregard the whole number part of the mixed numeral e.g. $7\frac{1}{2} = \frac{1}{2} (+7)$
2. Multiply the fraction part by $\frac{100}{1}$. 2. Simplify. 3. Add (the whole number $\times 100$)
4. Affix a % sign.

Example 1

Convert $4\frac{1}{2}$ to a percentage.

$$\begin{aligned}
 &= \cancel{1/2} \times \cancel{100}/1 \\
 &= 50/1 \\
 &= 50 \\
 &= \underline{450\%}
 \end{aligned}$$

Example 2

Convert $3\frac{3}{4}$ to a percentage.

$$\begin{aligned}
 &= 3/4 \times 100/1 \\
 &= \cancel{300}/\cancel{4} \\
 &= 75 \\
 &= \underline{375\%}
 \end{aligned}$$

Example 3

Convert $2\frac{1}{8}$ to a percentage.

$$\begin{aligned}
 &= 1/8 \times 100/1 \\
 &= 100/8 \\
 &= 12.5 \\
 &= \underline{212.5\%}
 \end{aligned}$$

Try These: (write your answers underneath the questions).

1 Convert $3\frac{4}{5}$ to a percentage. **2** Convert $2\frac{3}{8}$ to a percentage. **3** Convert $1\frac{9}{20}$ to a percentage.

4 Convert $4\frac{1}{8}$ to a percentage. **5** Convert $1\frac{3}{5}$ to a percentage. **6** Convert $2\frac{11}{20}$ to a percentage.

7 Convert $2\frac{1}{2}$ to a percentage. **8** Convert $3\frac{5}{8}$ to a percentage. **9** Convert $4\frac{17}{20}$ to a percentage.

10 Change $1\frac{3}{10}$ to a percent'. **11** Change $2\frac{3}{4}$ to a percent'. **12** Change $1\frac{3}{5}$ to a percent'.

13 Change $6\frac{1}{2}$ to a percent'. **14** Convert $1\frac{3}{8}$ to a percent'. **15** Change $5\frac{3}{20}$ to a percent'.

16 Convert $7\frac{9}{10}$ to a percent'. **17** Change $6\frac{1}{4}$ to a percent'. **18** Change $2\frac{3}{5}$ to a percent'.

19 Change $3\frac{1}{2}$ to a percent'. **20** Change $3\frac{3}{8}$ to a percent'. **21** Convert $4\frac{3}{20}$ to a percent'.

22 Convert $4\frac{9}{10}$ to a percent'. **23** Change $5\frac{1}{4}$ to a percent'. **24** Convert $1\frac{4}{5}$ to a percent'.

25 Convert $8\frac{7}{100}$ to a percentage.

No. Correct	% Score	Signature or Comment

Improper Fractions to Percentages



Method

1. Multiply by $\frac{100}{1}$.
3. Simplify.
4. Affix a % sign.

Example 1

Convert $\frac{11}{2}$ to a percentage.

$$\begin{aligned} &= \frac{11}{2} \times \frac{100}{1} \\ &= \frac{1100}{2} \\ &= \frac{550}{1} \\ &= \underline{550\%} \end{aligned}$$

Example 1

Convert $\frac{13}{4}$ to a percentage.

$$\begin{aligned} &= \frac{13}{4} \times \frac{100}{1} \\ &= \frac{1300}{4} \\ &= \frac{325}{1} \\ &= \underline{325\%} \end{aligned}$$

Example 1

Convert $\frac{13}{8}$ to a percentage.

$$\begin{aligned} &= \frac{13}{8} \times \frac{100}{1} \\ &= \frac{1300}{8} \\ &= \frac{325}{2} \\ &= \underline{162.5\%} \end{aligned}$$

Try These: (write your answers underneath the questions).

- 1** Convert $\frac{9}{4}$ to a percentage.
- 2** Convert $\frac{11}{8}$ to a percentage.
- 3** Convert $\frac{9}{2}$ to a percentage.
- 4** Convert $\frac{11}{10}$ to a percentage.
- 5** Convert $\frac{14}{5}$ to a percentage.
- 6** Convert $\frac{37}{20}$ to a percentage.
- 7** Convert $\frac{27}{4}$ to a percentage.
- 8** Convert $\frac{25}{8}$ to a percentage.
- 9** Convert $\frac{15}{2}$ to a percentage.
- 10** Change $\frac{43}{10}$ to a percent'.
- 11** Change $\frac{21}{5}$ to a percent'.
- 12** Change $\frac{147}{20}$ to a percent'.
- 13** Change $\frac{67}{8}$ to a percent'.
- 14** Convert $\frac{19}{4}$ to a percent'.
- 15** Change $\frac{7}{2}$ to a percent'.
- 16** Convert $\frac{31}{10}$ to a percent'.
- 17** Change $\frac{18}{5}$ to a percent'.
- 18** Change $\frac{89}{20}$ to a percent'.
- 19** Change $\frac{11}{4}$ to a percent'.
- 20** Change $\frac{45}{8}$ to a percent'.
- 21** Convert $\frac{13}{2}$ to a percent'.
- 22** Convert $\frac{99}{10}$ to a percent'.
- 23** Change $\frac{16}{5}$ to a percent'.
- 24** Convert $\frac{91}{20}$ to a percent'.
- 25** Convert $\frac{23}{8}$ to a percentage.

No. Correct	% Score	Signature or Comment

Decimals to Simple Fractions



Method

-For numbers with one decimal place, ignore the decimal point and the zero in front of it. Then write the number as a numerator, with denominator 10. Simplify if possible.

-For numbers with two decimal places, ignore the decimal point and the zero in front of it. Then write the number as a numerator, with denominator 100. Simplify if possible.

-For numbers with three decimal places, ignore the decimal point and the zero in front of it. Then write the number as a numerator, with denominator 1 000. Simplify if possible.

Example 1

Change 0.8 to a fraction.

$$= \cancel{8}/\cancel{10}$$

$$= 4/5$$

Example 2

Change 0.64 to a fraction.

$$= \cancel{64}/\cancel{100}$$

$$= 16/25$$

Example 3

Change 0.625 to a fraction.

$$= \cancel{625}/\cancel{1000}$$

$$= 5/8$$

Try These: (write your answers underneath the questions).

1 Convert 0.7 to a fraction.

2 Convert 0.3 to a fraction.

3 Convert 0.9 to a fraction.

4 Convert 0.4 to a fraction.

5 Convert 0.8 to a fraction.

6 Convert 0.2 to a fraction.

7 Convert 0.13 to a fraction.

8 Convert 0.49 to a fraction.

9 Convert 0.73 to a fraction.

10 Change 0.52 to a fraction.

11 Change 0.36 to a fraction.

12 Convert 0.84 to a fraction.

13 Change 0.96 to a fraction.

14 Change 0.72 to a fraction.

15 Change 0.32 to a fraction.

16 Change 0.517 to a fraction.

17 Change 0.111 to a fraction.

18 Change 0.999 to a fraction.

19 Change 0.684 to a fraction.

20 Change 0.484 to a fraction.

21 Change 0.188 to a fraction.

22 Change 0.096 to a fraction.

23 Change 0.007 to a fraction.

24 Change 0.008 to a fraction.

25 Change 0.888 to a fraction.

No. Correct	% Score	Signature or Comment

Decimals to Mixed Numerals



Method

1. Ignore, for now, the whole number in front of the decimal point. Eg $2.6 = 0.6 (+2)$
2. -For numbers with one decimal place, ignore the decimal point. Then write the number following the decimal point as a numerator with denominator 10. Simplify if possible.
-For numbers with two decimal places, ignore the decimal point. Then write the number following the decimal point as a numerator with denominator 100. Simplify if possible.
-For numbers with three decimal places, ignore the decimal point. Then write the number following the decimal point as a numerator with denominator 1 000. Simplify if possible.
3. Now write the whole number that you ignored in Step 1 in front of the fraction. (see Example 1)

Example 1

Change 2.6 to a fraction.

$$= \frac{6}{10}$$

$$= \frac{3}{5}$$

$$\frac{3}{5} + 2 = \frac{2^3}{5}$$

Example 2

Change 5.45 to a fraction.

$$= \frac{45}{100}$$

$$= \frac{9}{20}$$

$$\frac{9}{20} + 5 = \frac{5^9}{20}$$

Example 3

Change 7.688 to a fraction.

$$= \frac{688}{1000}$$

$$= \frac{86}{125}$$

$$\frac{86}{125} + 7 = \frac{7^86}{125}$$

Try These: (write your answers underneath the questions).

1 Change 3.1 to a mixed numeral. **2** Change 2.9 to a mixed numeral. **3** Change 1.7 to a mixed numeral.

4 Change 4.6 to a mixed numeral. **5** Change 6.4 to a mixed numeral. **6** Change 8.8 to a mixed numeral.

7 Change 1.17 to a mixed numeral. **8** Change 4.61 to a mixed numeral. **9** Change 8.37 to a mixed numeral.

10 Change 7.48 to a mixed numeral. **11** Change 6.64 to a mixed numeral. **12** Change 4.84 to a mixed numeral.

13 Change 9.32 to a mixed numeral. **14** Change 5.96 to a mixed numeral. **15** Change 3.72 to a mixed numeral.

16 Change 2.127 to a mixed numeral. **17** Change 4.111 to a mixed numeral. **18** Change 6.999 to a mixed numeral.

19 Change 8.208 to a mixed numeral. **20** Change 6.448 to a mixed numeral. **21** Change 3.648 to a mixed numeral.

22 Change 4.024 to a mixed numeral. **23** Change 1.088 to a mixed numeral. **24** Change 5.001 to a mixed numeral.

25 Change 9.248 to a mixed numeral.

No. Correct	% Score	Signature or Comment

Decimals to Improper Fractions



Method

1. Ignore, for now, the whole number in front of the decimal point. Eg $2.6 = 0.6 (+2)$
2. -For numbers with one decimal place, ignore the decimal point. Then write the number following the decimal point as a numerator with denominator 10. Simplify if possible.
-For numbers with two decimal places, ignore the decimal point. Then write the number following the decimal point as a numerator with denominator 100. Simplify if possible.
-For numbers with three decimal places, ignore the decimal point. Then write the number following the decimal point as a numerator with denominator 1 000. Simplify if possible.
3. Now write the whole number that you ignored in Step 1 in front of the fraction. (see Example 1)
4. Convert to an improper fraction.
5. Simplify if necessary.

Example 1

Change 3.7 to an improper fraction.

$$= \frac{7}{10} (+3)$$

$$\frac{7}{10} + 3 = \frac{37}{10}$$

$$= \frac{37}{10}$$

Example 2

Change 5.24 to an improper fraction.

$$= \frac{24}{100} (+5)$$

$$\frac{6}{25} + 5 = \frac{56}{25}$$

$$= \frac{131}{25}$$

Example 3

Change 2.468 to an improper fraction.

$$= \frac{468}{1000} (+2)$$

$$\frac{117}{250} + 2 = \frac{2117}{250}$$

$$= \frac{617}{250}$$

Try These: (write your answers underneath the questions).

- 1 Change 5.9 to an improper fraction.
- 2 Change 7.3 to an improper fraction.
- 3 Change 4.9 to an improper fraction.
- 4 Change 3.8 to an improper fraction.
- 5 Change 6.6 to an improper fraction.
- 6 Change 1.8 to an improper fraction.
- 7 Change 3.41 to an improper fraction.
- 8 Change 1.73 to an improper fraction.
- 9 Change 2.57 to an improper fraction.
- 10 Change 1.88 to an improper fract'n.
- 11 Change 4.08 to an improper fract'n.
- 12 Change 2.64 to an improper fract'n.
- 13 Change 5.04 to an improper fract'n.
- 14 Change 7.01 to an improper fract'n.
- 15 Change 4.99 to an improper fract'n.
- 16 Change 1.06 to an improper fract'n.
- 17 Change 8.08 to an improper fract'n.
- 18 Change 3.04 to an improper fract'n.
- 19 Change 2.101 to an improp' fract'n.
- 20 Change 6.011 to an improp' fract'n.
- 21 Change 4.999 to an improp' fract'n.
- 22 Change 7.408 to an improp' fract'n.
- 23 Change 3.008 to an improp' fract'n.
- 24 Change 2.404 to an improp' fract'n.
- 25 Change 10.888 to an improper fraction.

No. Correct	% Score	Signature or Comment

Decimals to Percentages



Method

1. If necessary add a zero (or two if needed) to the end of the decimal number.
2. Move the decimal point two places to the right.
3. Affix a % sign at the end.

Example 1

Convert 0.3 to a percentage.

$$0.3 = 0.300 = 30.0$$

$$= \underline{30\%}$$

Example 2

Convert 1.24 to a percentage.

$$1.24 = 1.240 = 124.0$$

$$= \underline{124\%}$$

Example 3

Convert 0.037 to a percentage.

$$0.037 = 003.7$$

$$= \underline{3.7\%}$$

Try These: (write your answers underneath the questions).

1 Convert 0.07 to a percentage.**2** Convert 0.11 to a percentage.**3** Convert 0.98 to a percentage.**4** Convert 0.5 to a percentage.**5** Convert 0.2 to a percentage.**6** Convert 0.9 to a percentage.**7** Convert 0.09 to a percentage.**8** Convert 0.01 to a percentage.**9** Convert 0.05 to a percentage.**10** Convert 1.1 to a percentage.**11** Convert 1.01 to a percentage.**12** Convert 1.11 to a percentage.**13** Convert 2.05 to a percentage.**14** Convert 3.9 to a percentage.**15** Convert 1.5 to a percentage.**16** Convert 0.703 to a percentage.**17** Convert 0.078 to a percentage.**18** Convert 1.905 to a percentage.**19** Convert 0.009 to a percentage.**20** Convert 1.805 to a percentage.**21** Convert 0.085 to a percentage.**22** Convert 1.077 to a percentage.**23** Convert 0.005 to a percentage.**24** Convert 0.099 to a percentage.**25** Convert 0.011 to a percentage.

No. Correct	% Score	Signature or Comment

Percentages to Simple Fractions



Method

1. Write the percentage number as a numerator, with denominator 100.
2. Simplify if necessary.

Example 1

Convert 75% to a fraction.

$$\frac{75}{100} = \frac{3}{4} \rightarrow = \frac{3}{4}$$

Example 2

Convert 8% to a fraction.

$$\frac{8}{100} = \frac{2}{25} \rightarrow = \frac{2}{25}$$

Example 3

Convert 0.5% to a fraction.

$$\frac{0.5}{100} = \frac{5}{10000} = \frac{1}{2000} \rightarrow = \frac{1}{2000}$$

Try These: (write your answers underneath the questions).

1 Convert 25% to a fraction.

2 Convert 10% to a fraction.

3 Convert 40% to a fraction.

4 Convert 30% to a fraction.

5 Convert 99% to a fraction.

6 Convert 11% to a fraction.

7 Convert 45% to a fraction.

8 Convert 55% to a fraction.

9 Convert 35% to a fraction.

10 Convert 64% to a fraction.

11 Convert 84% to a fraction.

12 Convert 24% to a fraction.

13 Convert 9% to a fraction.

14 Convert 5% to a fraction.

15 Convert 1% to a fraction.

16 Convert 8% to a fraction.

17 Convert 4% to a fraction.

18 Convert 2% to a fraction.

19 Convert 78% to a fraction.

20 Convert 11% to a fraction.

21 Convert 36% to a fraction.

22 Convert 44% to a fraction.

23 Convert 99.9% to a fraction.

24 Convert 0.9% to a fraction.

25 Convert 0.2% to a fraction.

No. Correct	% Score	Signature or Comment

Percentages to Improper Fractions



Method

1. Write the percentage number as a numerator, with denominator 100.
2. Simplify if necessary.

Example 1

Convert 141% to an improper fraction.

$$= \frac{141}{100}$$

Example 2

Convert 150% to an improper fraction.

$$\frac{150}{100} = \frac{3}{2}$$

Example 3

Convert 180% to an improper fraction.

$$\frac{180}{100} = \frac{9}{5}$$

Example 4

Convert 250% to an improper fraction.

$$\frac{250}{100} = \frac{5}{2}$$

Try These: (write your answers underneath the questions).

- 1 Convert 125% to an improper fraction.
- 2 Convert 190% to an improper fraction.
- 3 Convert 140% to an improper fraction.
- 4 Convert 119% to an improper fraction.
- 5 Convert 101% to an improper fraction.
- 6 Convert 111% to an improper fraction.
- 7 Convert 112% to an improper fraction.
- 8 Convert 124% to an improper fraction.
- 9 Convert 160% to an improper fraction.
- 10 Convert 120% to an improper fraction.
- 11 Convert 145% to an improper fraction.
- 12 Convert 175% to an improper fraction.
- 13 Convert 102% to an improper fraction.
- 14 Convert 182% to an improper fraction.
- 15 Convert 113% to an improper fraction.
- 16 Convert 105% to an improper fraction.
- 17 Convert 135% to an improper fraction.
- 18 Convert 118% to an improper fraction.
- 19 Convert 148% to an improper fraction.
- 20 Convert 104% to an improper fraction.
- 21 Convert 122% to an improper fraction.
- 22 Convert 128% to an improper fraction.
- 23 Convert 139% to an improper fraction.
- 24 Convert 199% to an improper fraction.
- 25 Convert 126% to an improper fraction.

No. Correct	% Score	Signature or Comment

Percentages to Mixed Numerals



Method

1. Write the percentage number as a numerator, with denominator 100.
2. Simplify if possible.
3. Convert to a mixed numeral.

Example 1

Convert 125% to a mixed numeral.

$$\frac{125}{100} = \frac{5}{4} = 1\frac{1}{4} \\ \rightarrow \\ = \underline{1\frac{1}{4}}$$

Example 2

Convert 150% to a mixed numeral.

$$\frac{150}{100} = \frac{3}{2} = 1\frac{1}{2} \\ \rightarrow \\ = \underline{1\frac{1}{2}}$$

Example 3

Convert 110.5% to a mixed numeral.

$$\frac{110.5}{100} = \frac{1105}{1000} = \frac{221}{200} = 1\frac{21}{200} \\ \swarrow \\ = \underline{1\frac{21}{200}}$$

Try These: (write your answers underneath the questions).

1 Convert 175% to a mixed numeral. **2** Convert 120% to a mixed num. **3** Convert 110% to a mixed num.

4 Convert 160% to a mixed numeral. **5** Convert 180% to a mixed num. **6** Convert 105% to a mixed num.

7 Convert 140% to a mixed numeral. **8** Convert 170% to a mixed num. **9** Convert 130% to a mixed num.

10 Convert 138% to a mixed num. **11** Convert 172% to a mixed num. **12** Convert 184% to a mixed num.

13 Convert 155% to a mixed num. **14** Convert 135% to a mixed num. **15** Convert 185% to a mixed num.

16 Convert 101% to a mixed num. **17** Convert 105% to a mixed num. **18** Convert 199% to a mixed num.

19 Convert 123% to a mixed num. **20** Convert 155% to a mixed num. **21** Convert 165.5% to a mixed num.

22 Convert 225% to a mixed num. **23** Convert 275% to a mixed num. **24** Convert 255% to a mixed num.

25 Convert 275.5% to a mixed numeral.

No. Correct	% Score	Signature or Comment

Percentages to Decimals



Method

1. Remove the % sign and divide by 100 (or move the decimal point two places to the left).
2. If the percentage is less than 100% affix a zero in front of the decimal point.

Example 1

Convert 75% to a decimal.

$$75 = 75.0$$

$$\searrow$$

$$0.75$$

Example 2

Convert 150% to a decimal.

$$150 = 150.0$$

$$\searrow$$

$$1.5$$

Example 3

Convert 32.8% to a decimal.

$$32.8$$

$$\searrow$$

$$0.328$$

Try These: (write your answers underneath the questions).

1 Convert 10% to a decimal.

2 Convert 85% to a decimal.

3 Convert 60% to a decimal.

4 Convert 70% to a decimal.

5 Convert 11% to a decimal.

6 Convert 99% to a decimal.

7 Convert 100% to a decimal.

8 Convert 9% to a decimal.

9 Convert 101% to a decimal.

10 Convert 1% to a decimal.

11 Convert 50% to a decimal.

12 Convert 5% to a decimal.

13 Convert 110% to a decimal.

14 Convert 2% to a decimal.

15 Convert 200% to a decimal.

16 Convert 8% to a decimal.

17 Convert 45% to a decimal.

18 Convert 66% to a decimal.

19 Convert 6% to a decimal.

20 Convert 35% to a decimal.

21 Convert 7% to a decimal.

22 Convert 75.5% to a decimal.

23 Convert 60.9% to a decimal.

24 Convert 99.9% to a decimal.

25 Convert 101.1% to a decimal.

No. Correct	% Score	Signature or Comment

Conversion Table (Easy)Fill in the missing fractions, decimals and percentages. *The first row is already complete.*

Fraction	Decimal	Percentage
$\frac{1}{2}$	0.5	50%
$\frac{1}{4}$		
		75%
	0.1	
$\frac{1}{5}$	0.2	
$\frac{2}{5}$		40%
$\frac{3}{5}$	0.6	
$\frac{4}{5}$		80%
$\frac{1}{20}$		
		15%
	0.35	
		95%
	0.55	
$\frac{1}{50}$		
	0.06	
		98%
	0.14	
	0.94	
$\frac{9}{50}$		
		42%
	0.22	
$\frac{39}{50}$		
		26%
	0.74	
$\frac{17}{50}$		

Conversion Table (Harder)Fill in the missing fractions, decimals and percentages. *The first row is already complete.*

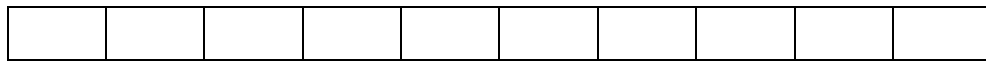
Fraction	Decimal	Percentage
$\frac{7}{25}$	0.28	28%
$\frac{1}{25}$		
		96%
	0.52	
$\frac{3}{25}$		
		92%
	0.48	
$\frac{4}{25}$		
		88%
	0.56	
$\frac{9}{25}$		
		76%
	0.44	
$\frac{6}{25}$		
		72%
	0.64	
$\frac{17}{25}$		
		1%
	0.93	
$\frac{9}{100}$		
		0.9%
	0.007	
$\frac{3}{1000}$		
		0.1%
$\frac{1}{10000}$		

Graphic Conversions (Easy)

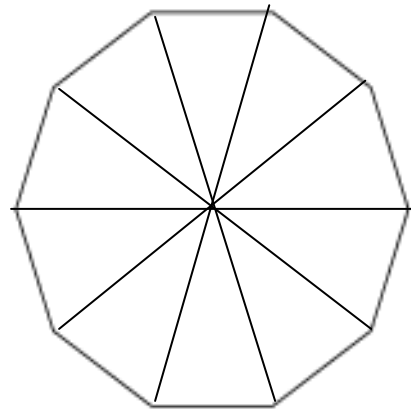
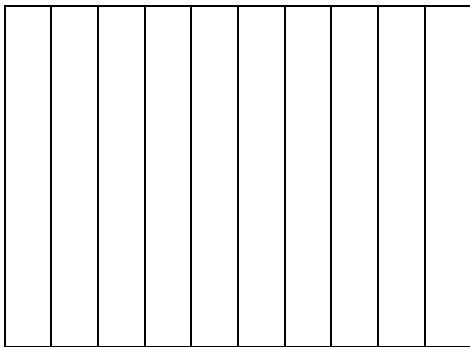
1. In the rectangle below write the **shaded** part as a: **2.** Write the **unshaded** part as a:
 fraction decimal percent fraction decimal percent



3. In the rectangle below colour $\frac{1}{10}$ red, 0.3 yellow, 10% blue.
 How much is now unshaded? fraction decimal percent

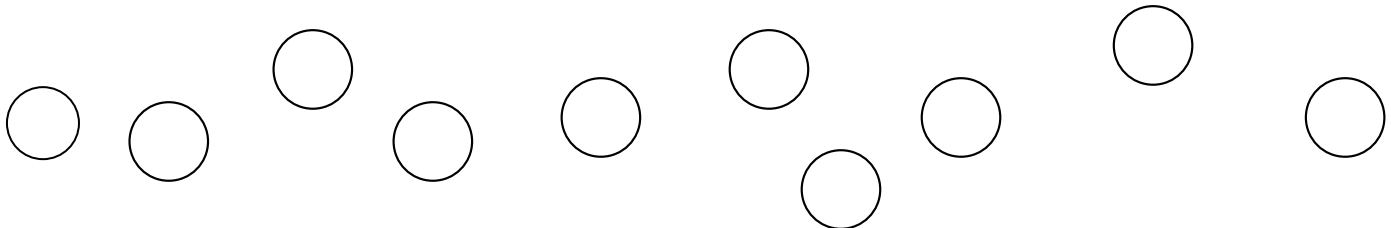


4. Colour $\frac{1}{10}$ of the decagon red, 0.1 yellow and 40% blue.
 How much is still white?
 fraction decimal percent

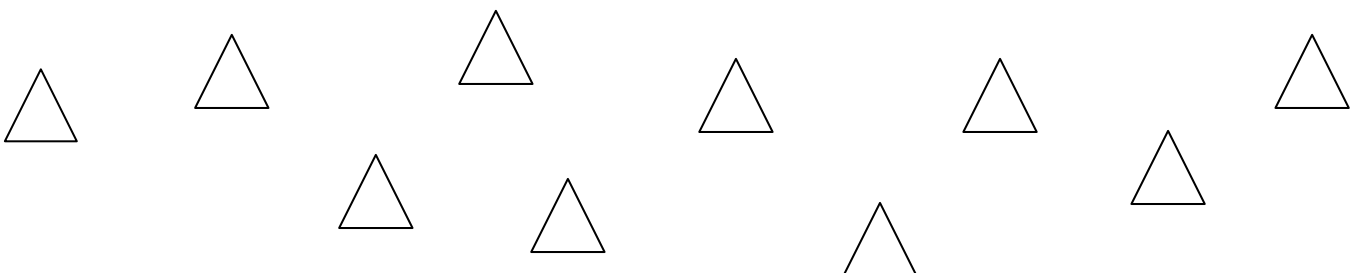


5. Colour $\frac{3}{10}$ of the figure on the left red, 0.2 yellow and 20% blue. How much is still white?
 fraction decimal percent

6. Below are 10 circles. Colour $\frac{3}{10}$ of them red, 0.1 of them yellow and 40% of them blue.
 How many are now white?
 fraction decimal percent



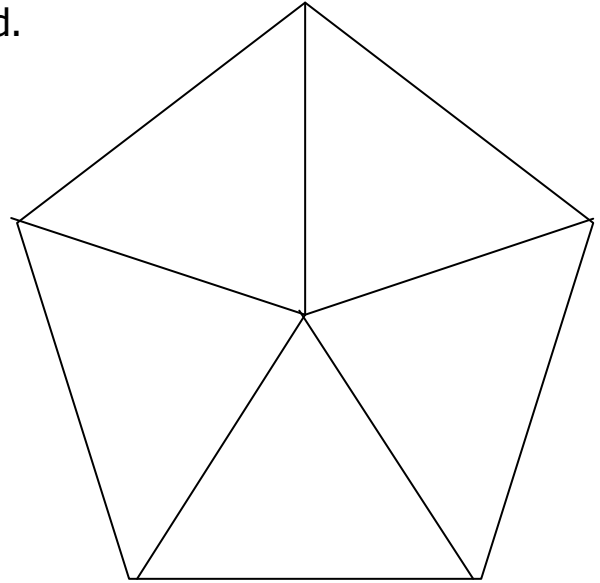
7. Colour $\frac{1}{10}$ of the triangles red, 0.3 of them yellow and 10% of them blue.
 How many are now white?
 fraction decimal percent



Graphic Conversions (Mid-Level)

1. Colour one of the pentagon's five sections red.
How much of the pentagon did you colour?


fraction decimal percent



2. Now colour two of the pentagon's sections blue.

How much of the pentagon is **not** coloured now? (how much is white?)

fraction decimal percent



3. In the figure to the left colour one column yellow.

How much of the figure is **not** yellow?

fraction decimal percent

4. Now colour one column blue.

How much of the figure is **not** coloured?

fraction decimal percent

5. The figure on the right is made up of 20 squares, all the same size.

Colour 4 of the squares red.

How much of the figure is now red?

fraction decimal percent

6. Now colour 7 of the squares blue.

How much of the figure is blue?


fraction decimal percent

7. How much of the figure have you coloured?

fraction decimal percent

8. How much of the figure remains white?

fraction decimal percent



Graphic Conversions (Harder)

1. Colour 3 of the octagon's 8 parts blue.
How much of the octagon is blue?

fraction decimal percent

2. Colour 1 of the octagon's parts yellow.
How much of the octagon is yellow?

fraction decimal percent

3. Colour 2 of the octagon's parts blue.
How much of the octagon is blue?


fraction decimal percent

4. How much of the octagon is coloured?

fraction decimal percent

6. Colour 4 of the 16 stars blue.
Of all the stars, the blue ones account for:

fraction decimal percent




7. Colour 6 of the 16 stars yellow. Of all the stars, the yellow ones account for:

fraction decimal percent


9. Colour 20 of the 32 crosses red. Of all the crosses, the red ones account for:

fraction decimal percent



5. How much of the octagon is **not** coloured?

fraction decimal percent

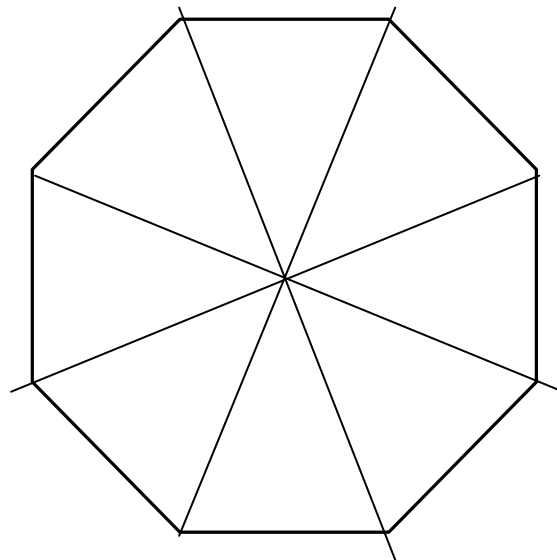
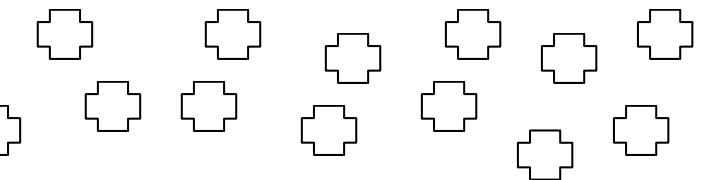


8. Colour the rest of the stars yellow. Of all the stars, the yellow ones account for:

fraction decimal percent

10. Colour 8 of the crosses blue. Of all the crosses, the ones that are **not** coloured account for:

fraction decimal percent



Solutions

Simple Fractions to Decimals <i>p5</i>				
1 0.75	2 0.8	3 0.625	4 0.7	5 0.45
6 0.6	7 0.875	8 0.08	9 0.55	10 0.2
11 0.125	12 0.9	13 0.35	14 0.275	15 0.4
16 0.65	17 0.03	18 0.0625	19 0.85	20 0.37
21 0.0875	22 0.017	23 0.95	24 0.49	25 0.001

Mixed Numerals to Decimals <i>p6</i>				
1 2.5	2 4.25	3 4.625	4 5.7	5 8.125
6 6.8	7 1.2	8 11.55	9 9.175	10 3.13
11 12.35	12 9.05	13 10.8	14 2.625	15 8.6
16 5.09	17 7.375	18 14.85	19 6.4	20 5.875
21 1.15	22 12.95	23 2.19	24 6.0125	25 8.35

Improper Fractions to Decimals <i>p7</i>				
1 4.75	2 8.125	3 6.35	4 4.13	5 7.8
6 2.121	7 9.25	8 3.875	9 4.55	10 2.175
11 1.11	12 11.6	13 4.007	14 12.25	15 6.125
16 10.85	17 4.525	18 7.91	19 9.6	20 8.126
21 8.75	22 11.625	23 5.65	24 3.575	25 6.03

continued

*Solutions continued***Simple Fractions to Percentages *p8***

1 60%	2 62.5%	3 15%	4 37.5%	5 80%
6 35%	7 12.5%	8 87.5%	9 55%	10 17%
11 85%	12 47.5%	13 1.7%	14 49%	15 1.3%
16 34%	17 45%	18 5%	19 97.5%	20 74%
21 0.3%	22 8.75%	23 95%	24 57.5%	25 3.75%

Mixed Numerals to Percentages *p9*

1 380%	2 237.5%	3 145%	4 412.5%	5 160%
6 255%	7 250%	8 362.5%	9 485%	10 130%
11 275%	12 160%	13 650%	14 137.5%	15 515%
16 790%	17 625%	18 260%	19 350%	20 337.5%
21 415%	22 490%	23 525%	24 180%	25 807%

Improper Fractions to Percentages *p10*

1 225%	2 137.5%	3 450%	4 110%	5 280%
6 185%	7 675%	8 312.5%	9 750%	10 430%
11 420%	12 735%	13 837.5%	14 475%	15 350%
16 310%	17 360%	18 445%	19 275%	20 562.5%
21 650%	22 990%	23 320%	24 455%	25 287.5%

continued

Solutions continued

Decimals to Simple Fractions p11									
1	$\frac{7}{10}$	2	$\frac{3}{10}$	3	$\frac{9}{10}$	4	$\frac{2}{5}$	5	$\frac{4}{5}$
6	$\frac{1}{5}$	7	$\frac{13}{100}$	8	$\frac{49}{100}$	9	$\frac{73}{100}$	10	$\frac{13}{25}$
11	$\frac{9}{25}$	12	$\frac{21}{25}$	13	$\frac{24}{25}$	14	$\frac{18}{25}$	15	$\frac{8}{25}$
16	$\frac{517}{1000}$	17	$\frac{111}{1000}$	18	$\frac{999}{1000}$	19	$\frac{171}{250}$	20	$\frac{121}{250}$
21	$\frac{47}{250}$	22	$\frac{12}{125}$	23	$\frac{7}{1000}$	24	$\frac{1}{125}$	25	$\frac{111}{125}$

Decimals to Mixed Numerals p12									
1	$3\frac{1}{10}$	2	$2\frac{9}{10}$	3	$1\frac{7}{10}$	4	$4\frac{3}{5}$	5	$6\frac{2}{5}$
6	$8\frac{4}{5}$	7	$1\frac{17}{100}$	8	$4\frac{61}{100}$	9	$8\frac{37}{100}$	10	$7\frac{12}{25}$
11	$6\frac{16}{25}$	12	$4\frac{21}{25}$	13	$9\frac{8}{25}$	14	$5\frac{24}{25}$	15	$3\frac{18}{25}$
16	$2\frac{127}{1000}$	17	$4\frac{111}{1000}$	18	$6\frac{999}{1000}$	19	$8\frac{26}{125}$	20	$6\frac{56}{125}$
21	$3\frac{81}{125}$	22	$4\frac{3}{125}$	23	$1\frac{11}{125}$	24	$5\frac{1}{1000}$	25	$9\frac{31}{125}$

Decimals to Improper Fractions p13									
1	$\frac{59}{10}$	2	$\frac{73}{10}$	3	$\frac{49}{10}$	4	$\frac{19}{5}$	5	$\frac{33}{5}$
6	$\frac{9}{5}$	7	$\frac{341}{100}$	8	$\frac{173}{100}$	9	$\frac{257}{100}$	10	$\frac{47}{25}$
11	$\frac{102}{25}$	12	$\frac{66}{25}$	13	$\frac{126}{25}$	14	$\frac{701}{100}$	15	$\frac{499}{100}$
16	$\frac{53}{50}$	17	$\frac{202}{25}$	18	$\frac{76}{25}$	19	$\frac{2101}{1000}$	20	$\frac{6011}{1000}$
21	$\frac{4999}{1000}$	22	$\frac{926}{125}$	23	$\frac{376}{125}$	24	$\frac{601}{250}$	25	$\frac{1361}{125}$

continued

Solutions continued

Decimals to Percentages p14									
1	7%	2	11%	3	98%	4	50%	5	20%
6	90%	7	9%	8	1%	9	5%	10	110%
11	101%	12	111%	13	205%	14	390%	15	150%
16	70.3%	17	7.8%	18	190.5%	19	0.9%	20	180.5%
21	8.5%	22	107.7%	23	0.5%	24	9.9%	25	1.1%

Percentages to Simple Fractions p15									
1	$\frac{1}{4}$	2	$\frac{1}{10}$	3	$\frac{2}{5}$	4	$\frac{3}{10}$	5	$\frac{99}{100}$
6	$\frac{11}{100}$	7	$\frac{9}{20}$	8	$\frac{11}{20}$	9	$\frac{7}{20}$	10	$\frac{16}{25}$
11	$\frac{21}{25}$	12	$\frac{6}{25}$	13	$\frac{9}{100}$	14	$\frac{1}{20}$	15	$\frac{1}{100}$
16	$\frac{2}{25}$	17	$\frac{1}{25}$	18	$\frac{1}{50}$	19	$\frac{39}{50}$	20	$\frac{11}{100}$
21	$\frac{9}{25}$	22	$\frac{11}{25}$	23	$\frac{999}{1000}$	24	$\frac{9}{1000}$	25	$\frac{1}{500}$

Percentages to Improper Fractions p16									
1	$\frac{5}{4}$	2	$\frac{19}{10}$	3	$\frac{7}{5}$	4	$\frac{119}{100}$	5	$\frac{101}{100}$
6	$\frac{111}{100}$	7	$\frac{28}{25}$	8	$\frac{31}{25}$	9	$\frac{8}{5}$	10	$\frac{6}{5}$
11	$\frac{29}{20}$	12	$\frac{7}{4}$	13	$\frac{51}{50}$	14	$\frac{91}{50}$	15	$\frac{113}{100}$
16	$\frac{21}{20}$	17	$\frac{27}{20}$	18	$\frac{59}{50}$	19	$\frac{37}{25}$	20	$\frac{26}{25}$
21	$\frac{61}{50}$	22	$\frac{32}{25}$	23	$\frac{139}{100}$	24	$\frac{199}{100}$	25	$\frac{63}{50}$

continued

Solutions continued

Percentages to Mixed Numerals <i>p17</i>									
1	$1^3/4$	2	$1^1/5$	3	$1^1/10$	4	$1^3/5$	5	$1^4/5$
6	$1^1/20$	7	$1^2/5$	8	$1^7/10$	9	$1^3/10$	10	$1^{19}/50$
11	$1^{18}/25$	12	$1^{21}/25$	13	$1^{11}/20$	14	$1^7/20$	15	$1^{17}/20$
16	$1^1/100$	17	$1^1/20$	18	$1^{99}/100$	19	$1^{23}/100$	20	$1^{11}/20$
21	$1^{131}/200$	22	$2^1/4$	23	$2^3/4$	24	$2^{11}/20$	25	$2^{151}/200$

Percentages to Decimals <i>p18</i>									
1	0.1	2	0.85	3	0.6	4	0.7	5	0.11
6	0.99	7	1.0	8	0.09	9	1.01	10	0.01
11	0.5	12	0.05	13	1.1	14	0.02	15	2.0
16	0.08	17	0.45	18	0.66	19	0.06	20	0.35
21	0.07	22	0.755	23	0.609	24	0.999	25	1.011

continued

*Solutions continued***Conversion Table (Easy)**

Fraction	Decimal	Percentage
$\frac{1}{2}$	0.5	50%
$\frac{1}{4}$	0.25	25%
$\frac{3}{4}$	0.75	75%
$\frac{1}{10}$	0.1	10%
$\frac{1}{5}$	0.2	20%
$\frac{2}{5}$	0.4	40%
$\frac{3}{5}$	0.6	60%
$\frac{4}{5}$	0.8	80%
$\frac{1}{20}$	0.05	5%
$\frac{3}{20}$	0.15	15%
$\frac{7}{20}$	0.35	35%
$\frac{19}{20}$	0.95	95%
$\frac{11}{20}$	0.55	55%
$\frac{1}{50}$	0.02	2%
$\frac{3}{50}$	0.06	6%
$\frac{49}{50}$	0.98	98%
$\frac{7}{50}$	0.14	14%
$\frac{47}{50}$	0.94	94%
$\frac{9}{50}$	0.18	18%
$\frac{21}{50}$	0.42	42%
$\frac{11}{50}$	0.22	22%
$\frac{39}{50}$	0.78	78%
$\frac{13}{50}$	0.26	26%
$\frac{37}{50}$	0.74	74%
$\frac{17}{50}$	0.34	34%

*Solutions continued***Conversion Table (Harder)**

Fraction	Decimal	Percentage
$\frac{7}{25}$	0.28	28%
$\frac{1}{25}$	0.04	4%
$\frac{24}{25}$	0.96	96%
$\frac{13}{25}$	0.52	52%
$\frac{3}{25}$	0.12	12%
$\frac{23}{25}$	0.92	92%
$\frac{12}{25}$	0.48	48%
$\frac{4}{25}$	0.16	16%
$\frac{22}{25}$	0.88	88%
$\frac{14}{25}$	0.56	56%
$\frac{9}{25}$	0.36	36%
$\frac{19}{25}$	0.76	76%
$\frac{11}{25}$	0.44	44%
$\frac{6}{25}$	0.24	24%
$\frac{18}{25}$	0.72	72%
$\frac{16}{25}$	0.64	64%
$\frac{17}{25}$	0.68	68%
$\frac{1}{100}$	0.01	1%
$\frac{93}{100}$	0.93	93%
$\frac{9}{100}$	0.09	9%
$\frac{9}{1000}$	0.009	0.9%
$\frac{7}{1000}$	0.007	0.7%
$\frac{3}{1000}$	0.003	0.3%
$\frac{1}{1000}$	0.001	0.1%
$\frac{1}{10000}$	0.0001	0.01%

*Solutions continued***Graphic Conversions (Easy)**

1.	$\frac{2}{5}$	0.4	40%	2.	$\frac{3}{5}$	0.6	60%
3.	$\frac{1}{2}$	0.5	50%	4.	$\frac{2}{5}$	0.4	40%
5.	$\frac{3}{10}$	0.3	30%	6.	$\frac{1}{5}$	0.2	20%
7.	$\frac{1}{2}$	0.5	50%				

Graphic Conversions (Mid-Level)

1.	$\frac{1}{5}$	0.2	20%	2.	$\frac{2}{5}$	0.4	40%
3.	$\frac{4}{5}$	0.8	80%	4.	$\frac{3}{5}$	0.6	60%
5.	$\frac{1}{5}$	0.2	20%	6.	$\frac{7}{20}$	0.35	35%
7.	$\frac{11}{20}$	0.55	55%	8.	$\frac{9}{20}$	0.45	45%

Graphic Conversions (Harder)

1.	$\frac{3}{8}$	0.375	37.5%	2.	$\frac{1}{8}$	0.125	12.5%
3.	$\frac{1}{4}$	0.25	25%	4.	$\frac{3}{4}$	0.75	75%
5.	$\frac{1}{4}$	0.25	25%	6.	$\frac{1}{4}$	0.25	25%
7.	$\frac{3}{8}$	0.375	37.5%	8.	$\frac{3}{8}$	0.375	37.5%
9.	$\frac{5}{8}$	0.625	62.5%	10.	$\frac{1}{8}$	0.125	12.5%